

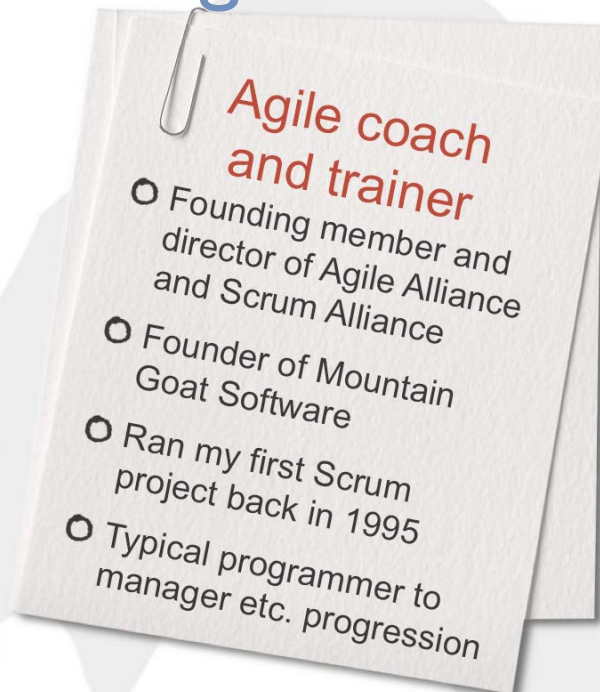

Agile Estimating and Planning

Mike Cohn
August 5, 2008



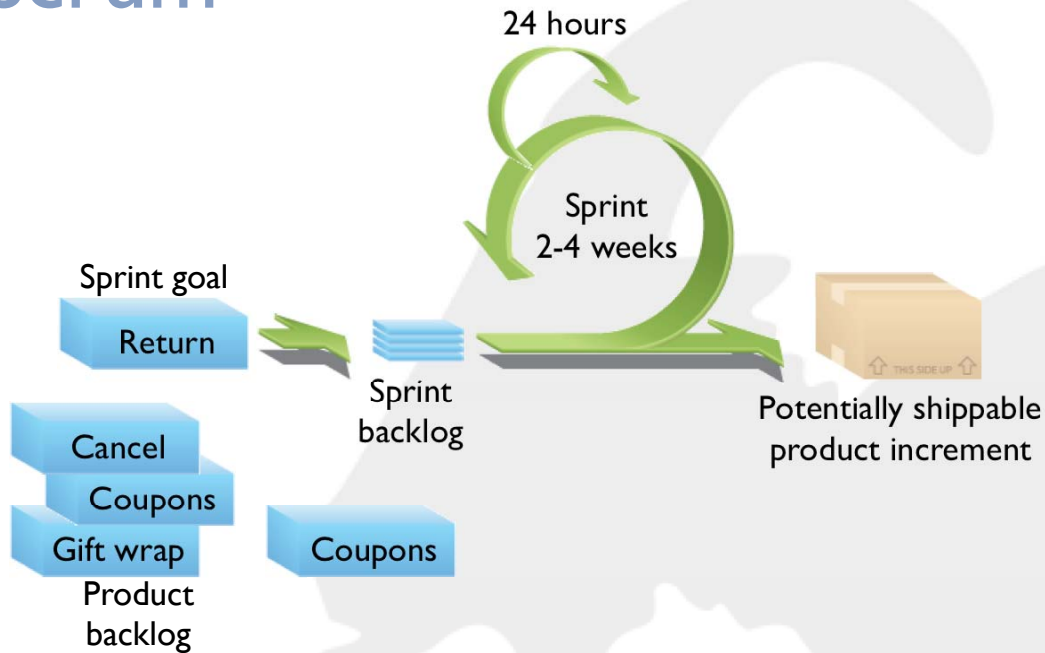
1

Mike Cohn - background



2

Scrum



© Mountain Goat Software, LLC

3

What's a good plan?

- A good plan is one that supports reliable decision-making
- Will go from
 - We'll be done in the third quarter
 - We'll be done in August
 - We'll be done August 18th

"It's better to be roughly right than precisely wrong."

~John Maynard Keynes



© Mountain Goat Software, LLC

4

What makes planning agile?

Is more focused on planning than the plan

Encourages change

Results in plans that are easily changed

Is spread throughout the project



© Mountain Goat Software, LLC

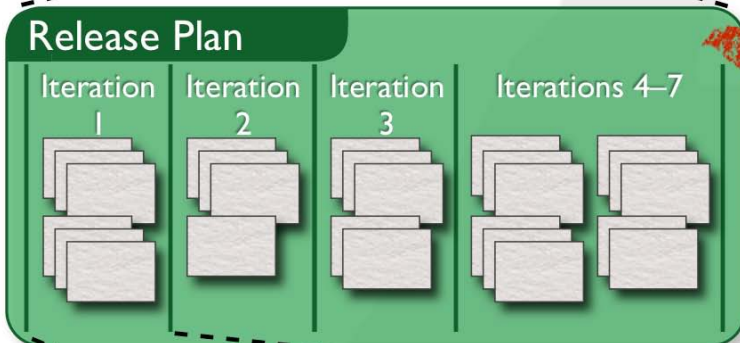
5

Product, release, iteration planning

Release 1

Release 2

Release 3



We'll focus here today

Task A	8 hours
Task B	16 hours
Task C	5 hours
Task D	8 hours



© Mountain Goat Software, LLC

6

Agenda

- Product backlog estimation units
 - Story points
 - Ideal time
- Techniques for estimating
- Iteration planning
- Release planning



Estimating in
Story Points



Product Backlog

As a frequent flyer, I want to...	3
As a frequent flyer, I want to...	5
As a frequent flyer, I want to...	5
As a frequent flyer, I want to...	2
As a frequent flyer, I want to...	2



Iteration Backlog

Code the UI	8
Write test fixture	6
Code middle tier	12
Write tests	5
Automate tests	4


We're talking about these right now



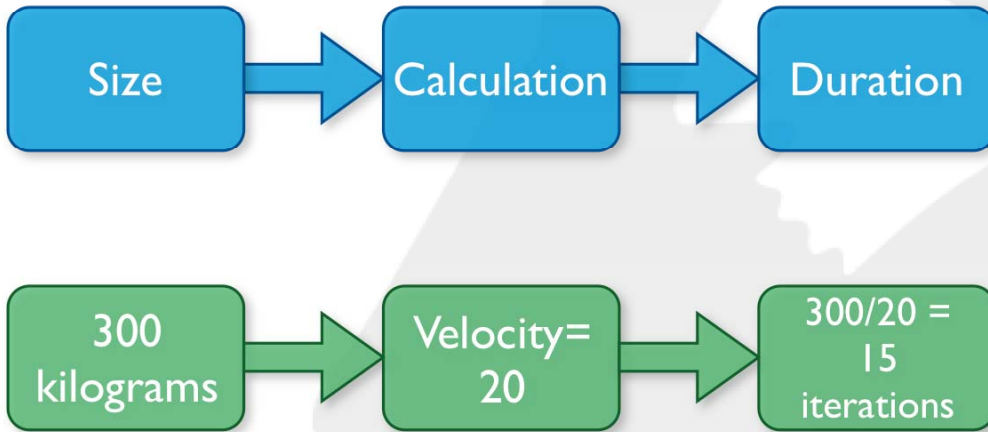
How long will it take...



- ...to read the latest Harry Potter book?
- ...to drive to Dallas, Texas?

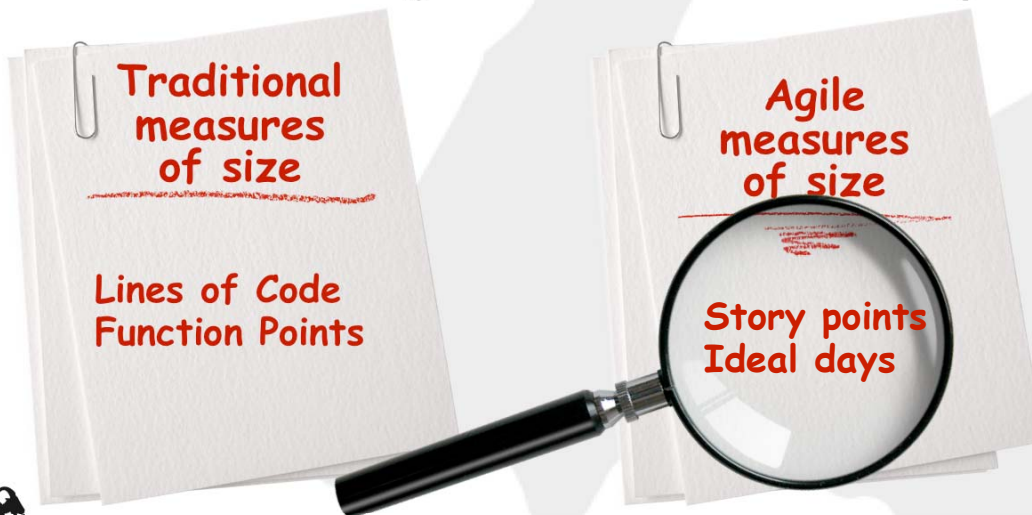


Estimate size; derive duration



Measures of size

- Traditional and agile measure size differently



Story points

- The “bigness” of a task
- Influenced by
 - How hard it is
 - How much of it there is
- Relative values are what is important:
 - A login screen is a 2.
 - A search feature is an 8.
- Points are unit-less

As a user, I want to be able to have some but not all items in my cart gift wrapped.

5



Zoo points

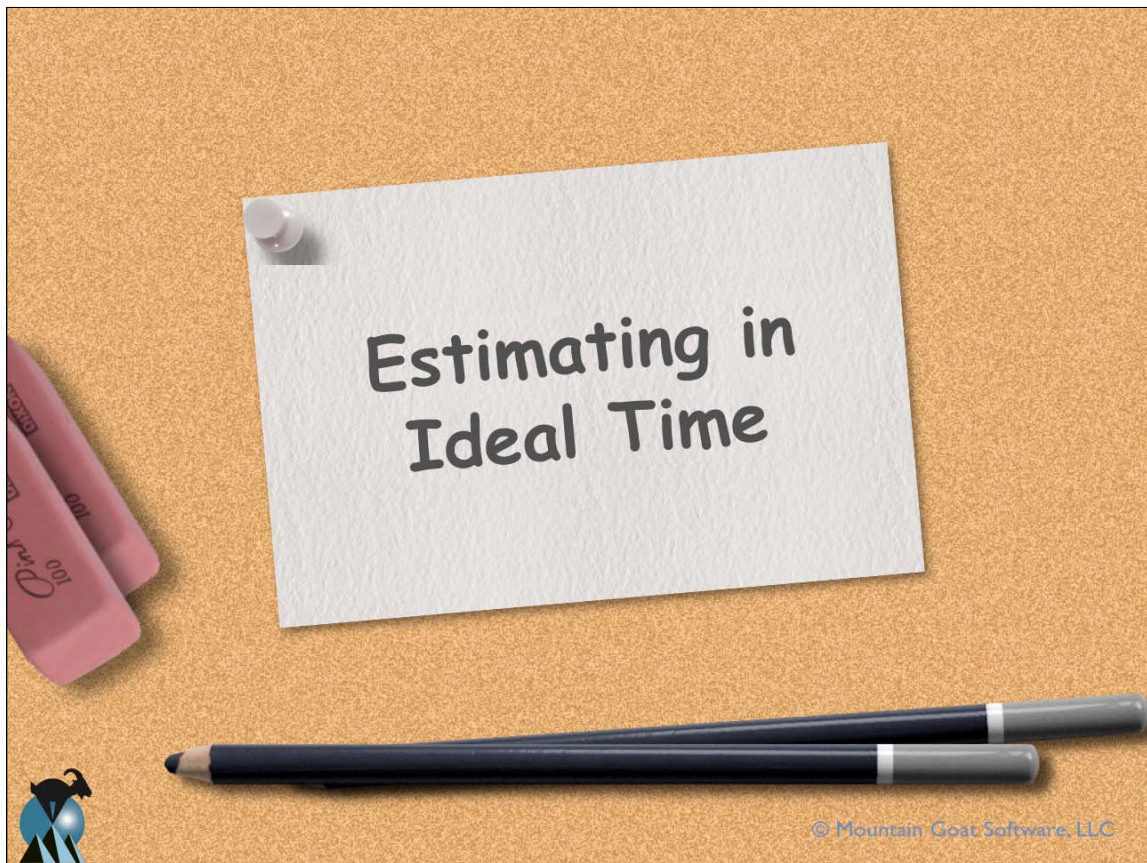

Assign “zoo points” to the following animals

Lion
Kangaroo
Rhinocerus
Bear
Giraffe
Gorilla
Hippopotamus
Tiger



One order of magnitude

- We're good over one order of magnitude
- So think about where to place it on your product backlog



Ideal time

- How long something would take if
 - it's all you worked on
 - you had no interruptions
 - and everything you need is available
- The ideal time of a football game is 60 minutes
 - Four 15-minute quarters
- The elapsed time is much longer (3+ hours)



Ideal time vs. elapsed time

- It's easier to estimate in ideal time
- It's too hard to estimate directly in elapsed time
 - Need to consider all the factors that affect elapsed time at the same time you're estimating

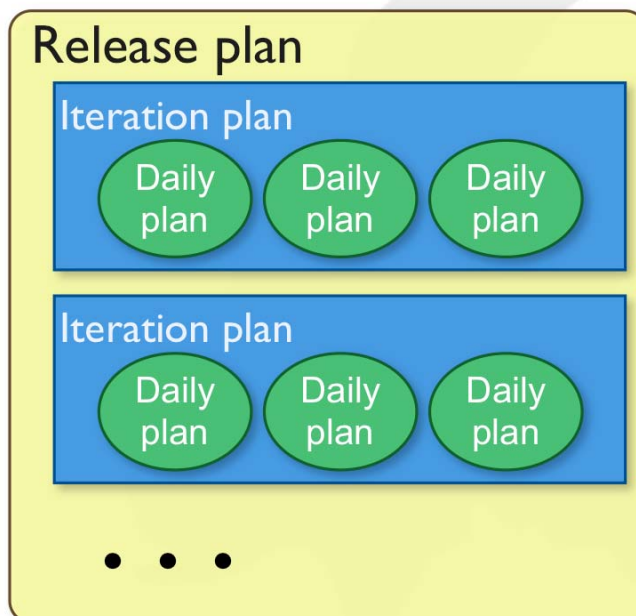


Comparing the approaches

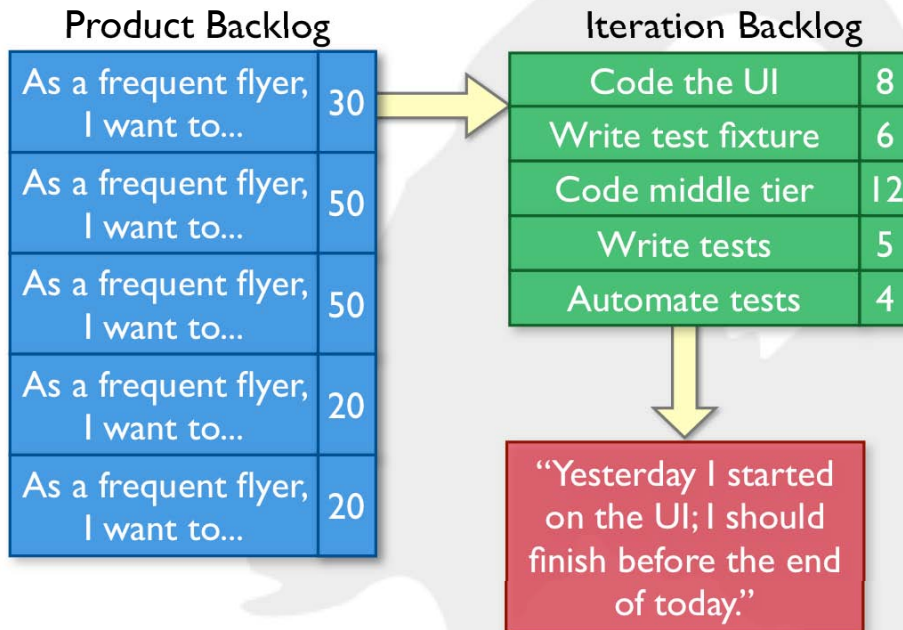
- Story points help drive cross-functional behavior
- Story point estimates do not decay
- Story points are a pure measure of size
- Estimating in story points is typically faster
- My ideal days cannot be added to your ideal days
- Ideal days are easier to explain outside the team
- Ideal days are easier to estimate at first



Three levels of planning...



...three levels of precision



© Mountain Goat Software, LLC

21

What I usually do

- I prefer story points
- ...but they make some teams uncomfortable, so I'll
 - Start with ideal time
 - Gives the team a nice foundation for the initial stories
 - Helps team get started
 - Define “1 story point = 1 ideal day”
 - Then
 - Gradually convert team to thinking in unit-less story points
 - “This story is like that story.”
 - Stop talking about how long it will take

© Mountain Goat Software, LLC

22




Techniques for Estimating

© Mountain Goat Software, LLC

23

Irrelevant information

- Irrelevant information has an impact on estimates:
 - Specification length
 - Unnecessary detail
 - Unneeded “requirements”
- It's important
 - to avoid clearly irrelevant information
 - to acknowledge that we're all affected by this
 - to not dilute highly relevant information with information of marginal value



Source: *How to avoid impact from irrelevant and misleading information on your cost estimates*,
Magne Jørgensen and Stein Grimstad, Simula Research Laboratory,
Simula Research Labs Estimation Seminar, Oslo, Norway 2006.

© Mountain Goat Software, LLC

24

Specification length

Group A

- Given a one-page spec.

• 117 hours

Group B

- Given a spec with exactly the same text but was 7 pages long
- Increased length achieved through
 - double line space
 - wide margins
 - larger font size
 - more space between paragraphs

• 173 hours



Source: *How to avoid impact from irrelevant and misleading information on your cost estimates*, Magne Jørgensen and Stein Grimstad, Simula Research Laboratory, Simula Research Labs Estimation Seminar, Oslo, Norway 2006. © Mountain Goat Software, LLC

25

Irrelevant information

Group A

- Given project spec.

• 20 hours

Group B

- Given same spec but with estimation-irrelevant details added:
 - end users' desktop applications
 - user passwords,
 - etc.

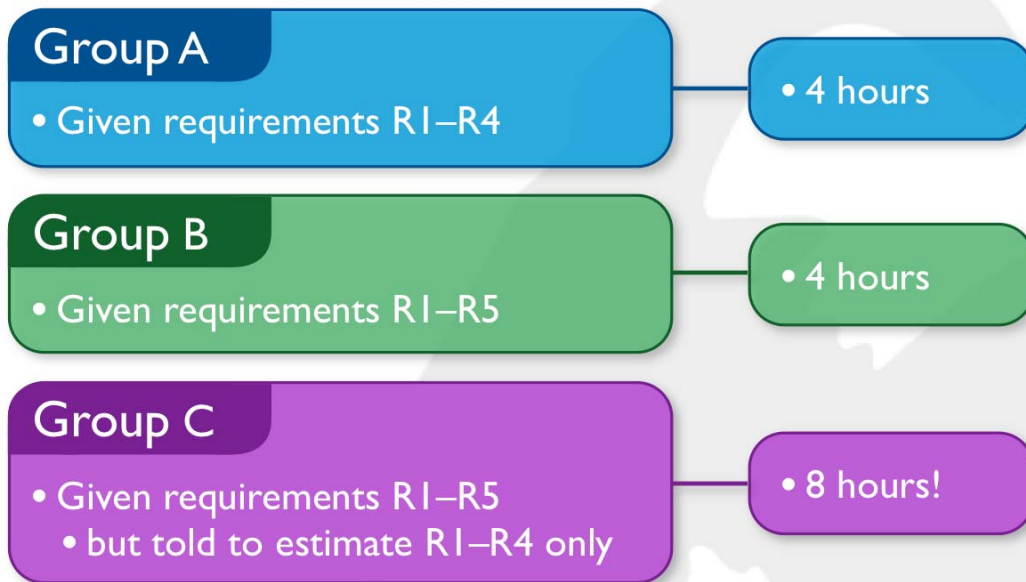
• 39 hours



Source: *How to avoid impact from irrelevant and misleading information on your cost estimates*, Magne Jørgensen and Stein Grimstad, Simula Research Laboratory, Simula Research Labs Estimation Seminar, Oslo, Norway 2006. © Mountain Goat Software, LLC

26

Extra requirements



Source: *How to avoid impact from irrelevant and misleading information on your cost estimates*, Magne Jørgensen and Stein Grimstad, Simula Research Laboratory, Simula Research Labs Estimation Seminar, Oslo, Norway 2006.

© Mountain Goat Software, LLC

27

Estimate by analogy

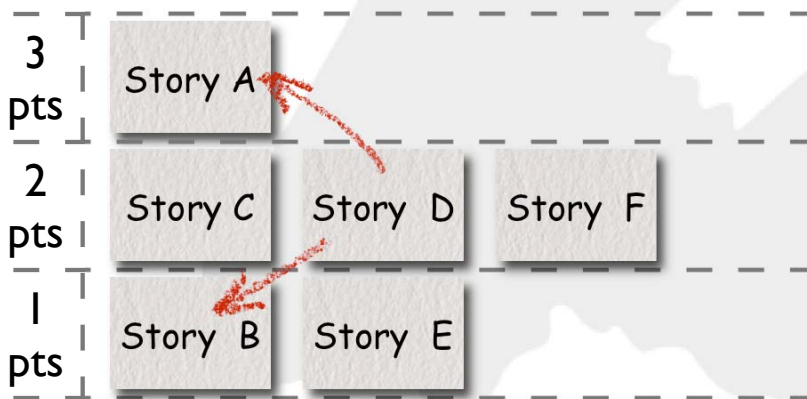
- Comparing a user story to others
 - “This story is like that story, so its estimate is what that story’s estimate was.”
- Don’t use a single gold standard
- Triangulate instead
 - Compare the story being estimated to multiple other stories

© Mountain Goat Software, LLC

28

Triangulation

- Confirm estimates by comparing the story to multiple other stories.
- Group like-sized stories on table or whiteboard



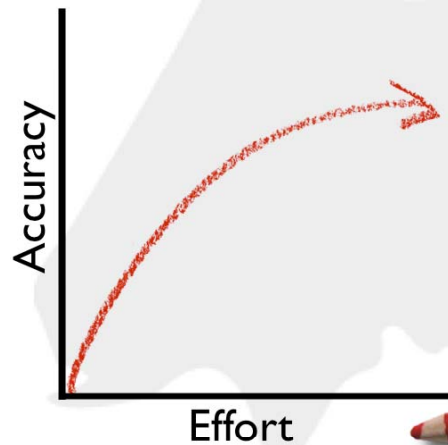
Disaggregation

- Breaking a big story into smaller stories or tasks
 - You know how long the smaller tasks take
 - So, disaggregating to something you know lets you estimate something bigger you don't know
- Sometimes very useful
- But disaggregating too far causes problems
 - Forgotten tasks



How much effort?

- A little efforts helps a lot
- A lot of effort only helps a little more



© Mountain Goat Software, LLC

31

Use the right units

- Can you distinguish a 1-point story from a 2?
 - How about a 17 from an 18?
- Use a set of numbers that make sense; I like:
 - 1, 2, 3, 5, 8, 13, 20, 40, 100
- Stay mostly in a 1-10 range
- Nature agrees:
 - Musical tones and volume are distinguishable on a logarithmic scale

Include 0
and $\frac{1}{2}$ if
you want

© Mountain Goat Software, LLC

32

Planning poker



- An iterative approach to estimating
- Steps
 - Each estimator is given a deck of cards, each card has a valid estimate written on it
 - Customer/Product owner reads a story and it's discussed briefly
 - Each estimator selects a card that's his or her estimate
 - Cards are turned over so all can see them
 - Discuss differences (especially outliers)
 - Re-estimate until estimates converge



© Mountain Goat Software, LLC

33

Planning poker - an example



Estimator	Round 1	Round 2
Susan	3	5
Vadim	8	5
Ann	2	5
Chris	5	8



© Mountain Goat Software, LLC

34

Estimate these



Product backlog item	Estimate
Read a high-level, 10-page overview of agile software development in <i>People</i> magazine.	
Read a densely written 5-page research paper about agile software development in an academic journal.	
Write the product backlog for a simple eCommerce site that sells only clocks.	
Recruit, interview, and hire a new member for your team.	
Create a 60-minute presentation about agile software development for your coworkers.	
Wash and wax your boss' Porsche.	
Read a 150-page book on agile software development.	
Write an 8-page summary of this conference for your boss.	



Why planning poker works

- Those who will do the work, estimate the work¹
- Estimators are required to justify estimates^{2, 3}
- Focuses most estimates within an approximate one order of magnitude^{4, 5}

¹Jørgensen, Magne. 2004. *A Review of Studies on Expert Estimation of Software Development Effort*.

²Hagafors, R., and B. Brehmer. 1983. *Does Having to Justify One's Decisions Change the Nature of the Decision Process?*

³Brenner, et al. 1996. *On the Evaluation of One-sided Evidence*.

⁴Miranda, Eduardo. 2001. *Improving Subjective Estimates Using Paired Comparisons*.

⁵Saaty, Thomas. 1996. *Multicriteria Decision Making: The Analytic Hierarchy Process*.



Why planning poker works

- Combining of individual estimates⁶ through group discussion⁷ leads to better estimates
- Emphasizes relative rather than absolute estimating
- Estimates are constrained to a set of values so we don't waste time in meaningless arguments
- Everyone's opinion is heard
- It's quick and fun

⁶Hoest, Martin, and Claes Wohlin. 1998. *An Experimental Study of Individual Subjective Effort Estimations and Combinations of the Estimates.*

⁷Jørgensen, Magne, and Kjetil Moløkken. 2002. *Combination of Software Development Effort Prediction Intervals: Why, When and How?*



© Mountain Goat Software, LLC

37

www.planningpoker.com

Payroll system replacement [Planning Poker]

Write a list of definitions.

Estimate: 3

As a/an unauthenticated user I would like to log in so that I can start using the application

Estimate: 3

As a/an authenticated user I would like to change my password

Estimate: 2

As a/an admin I would like to add new users so that they can log in

How are they going to get their username and password?

3 3 5 13 20

Thijs V. Manfred S. Mike C. Giel N. Angie

Manfred S. Thijs V. Giel N. Mike C.

Complete (Note: Completes automatically when all estimates are in)

Account Log out

All games

Estimator access (Lock)

<http://thijs.planningpoker.com/wy24nq>

Estimators can join the game at the above URL. [Send it by email](#)

Countdown timer

Start timer

Start the 2 minute countdown timer when you think we've talked long enough.

Done playing?

Complete game

You can export all estimates as HTML or CSV after you've completed the game.

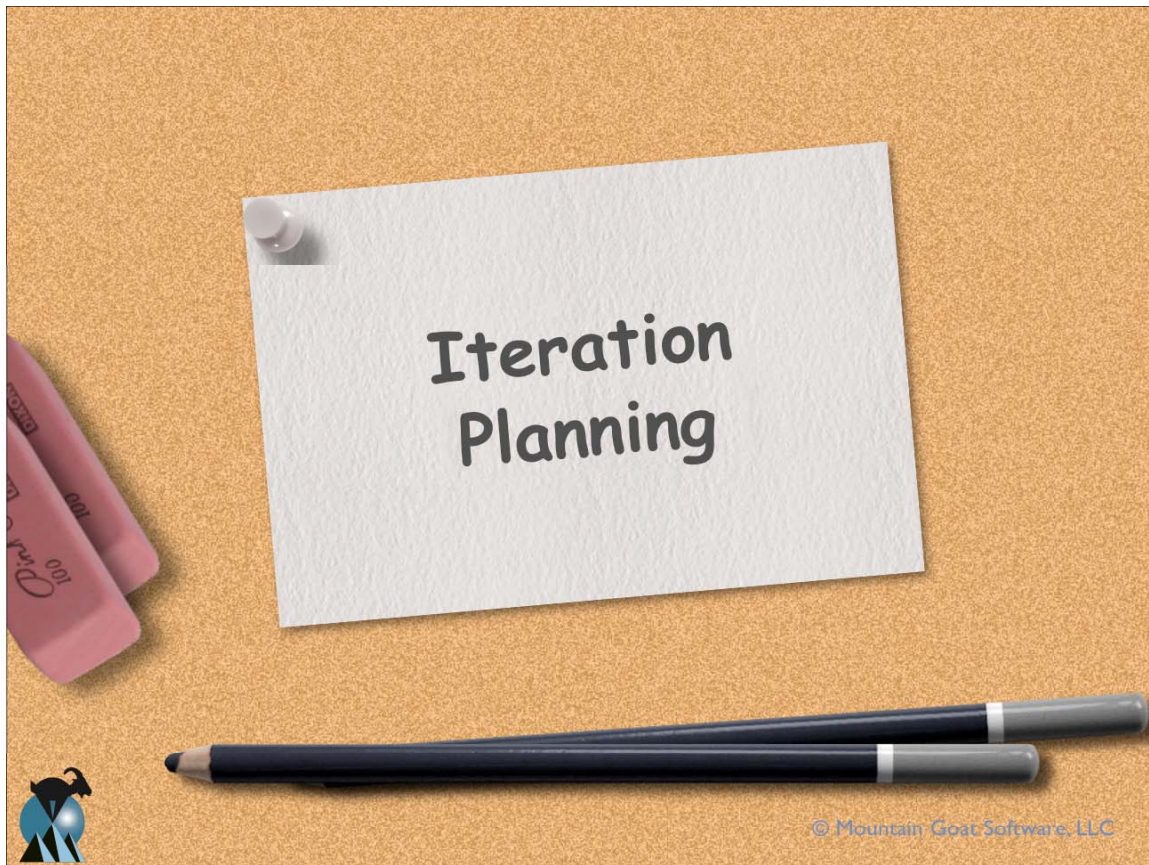
Participants

Angie
Giel de Nijs
Manfred Stienstra
Mike Cohn
Thijs van der Vossen (moderator)

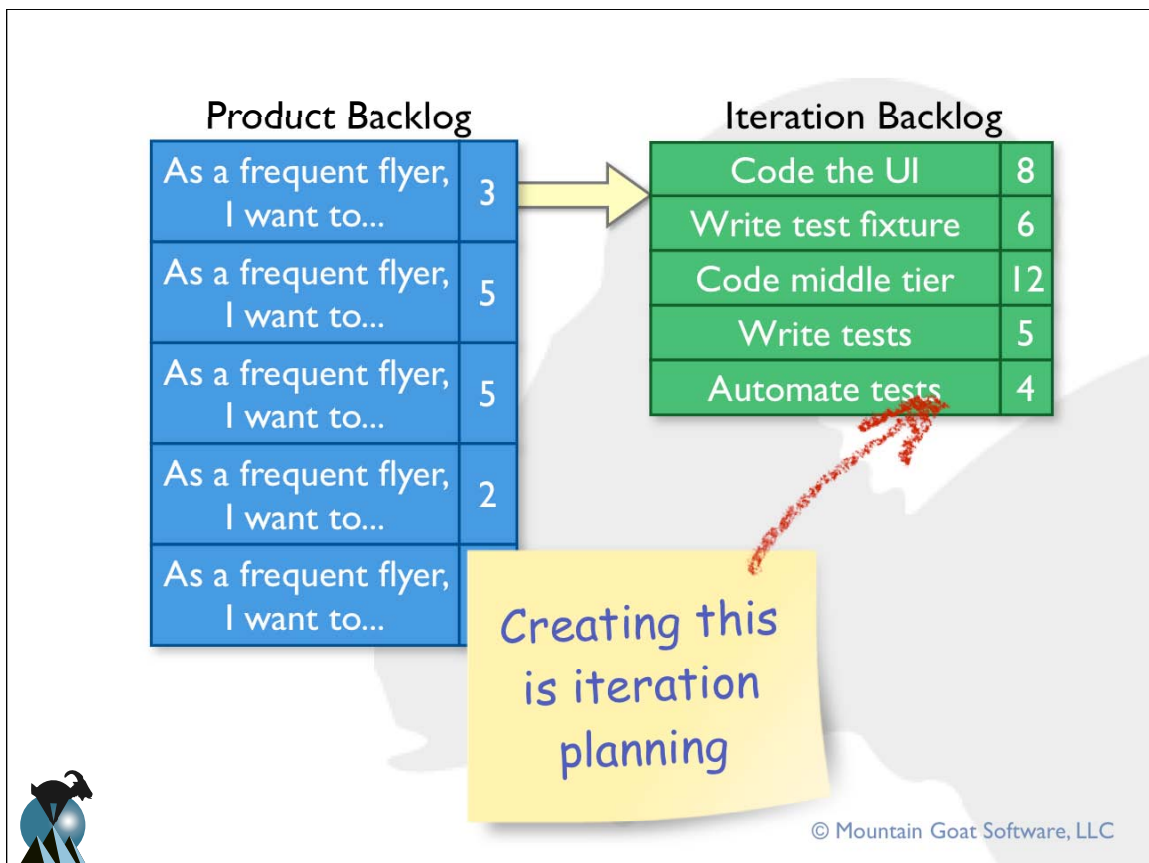
Free
(of course)

Goat Software, LLC

38



39



40

Two approaches

- Velocity-driven iteration planning
 - “We finished 15 story points last time, let’s plan on 15 story points this time.”
 - Very unreliable in what will be accomplished during an iteration
 - Velocity is mostly useful over the long term
- Commitment-driven iteration planning



Commitment-driven iteration planning

- Discuss the highest priority item on the product backlog
- Decompose it into tasks
- Estimate each task
 - Whole team estimates each task
- Ask ourselves, “Can we commit to this?”
 - If yes, see if we can add another backlog item
 - If not, remove this item but see if we can add another smaller one



Estimate availability

Person	Hours per Day	Hours per Iteration
Sergey	4-6	40-60
Yuri	5-7	50-70
Carina	2-3	20-30
Total		110-160



It looks something like this

As a user, I want ...

2

- Code the abc class (8 hours)
- Code the user interface (4)
- Write test fixtures (4)
- Code the xyz class (6)
- Update performance tests (4)

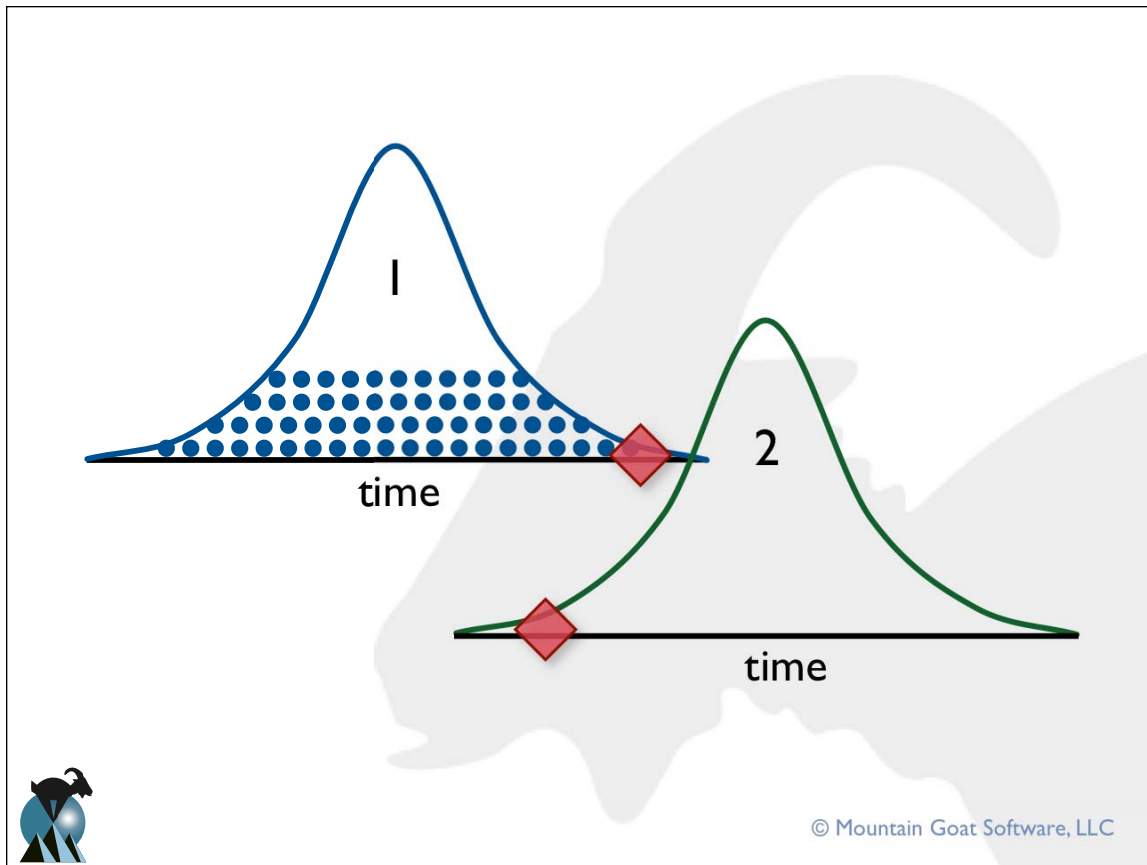
Team can commit, so they continue...

As a user, I want ...

3

- Prototype the UI (8 hours)
- Demo UI to 3 outside users (3)
- Code new UI (12)
- Update documentation (3)





45

A caution

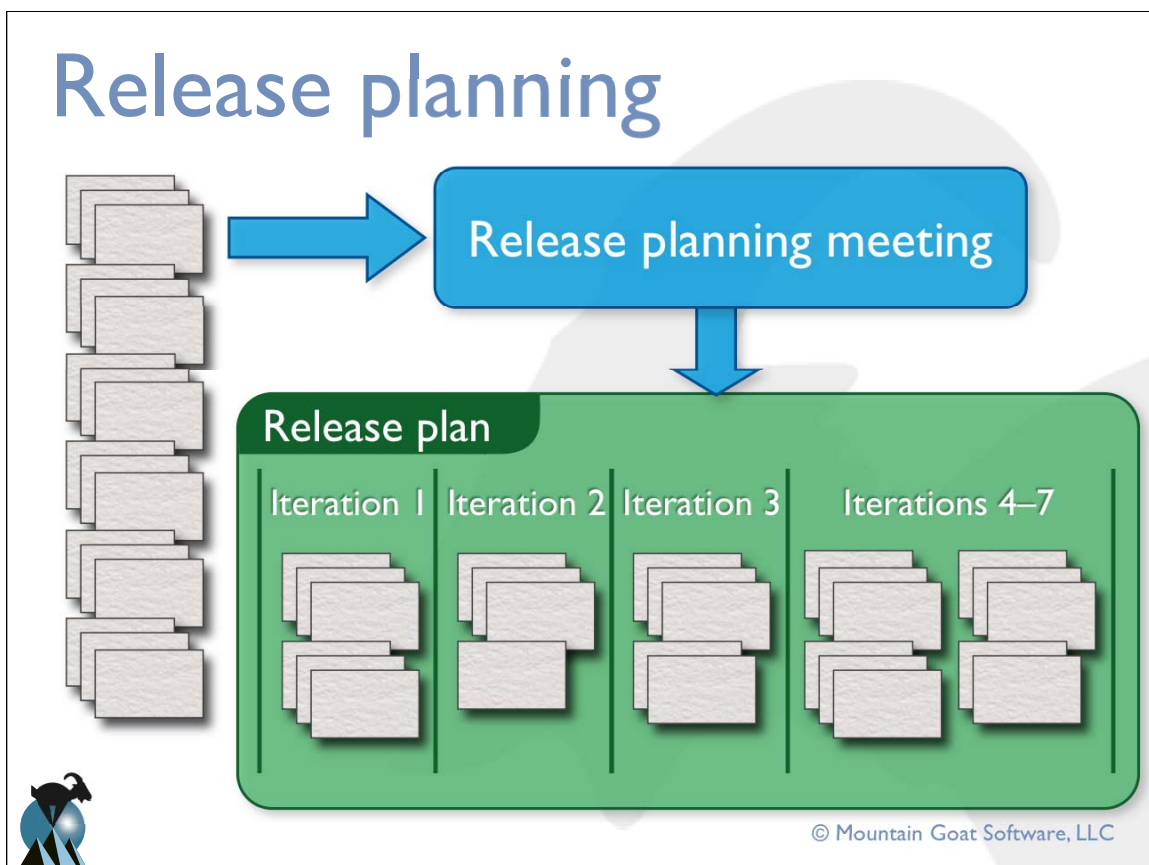
- The purpose of the iteration planning meeting is to arrive at a commitment to an iteration goal or set of product backlog items.
- The purpose of the meeting is not to come up with a list of tasks and hours.
- The tasks and estimates are a tool for determining what we can commit to.



46



47



© Mountain Goat Software, LLC

48

Velocity

- To do a release plan, you need to know or have an estimate of velocity
- Three ways to get velocity:
 1. Use historical averages
 2. Run 1-2 iterations and see what you get
 3. Forecast it
- Should be expressed as a range
 - Size of range depends on familiarity of team, domain, and technologies



Forecasting velocity

- Just like commitment-driven iteration planning
 - Estimate available hours for the iteration
 - Repeat until full:
 - Pick a story, break into tasks, estimate each task



An example

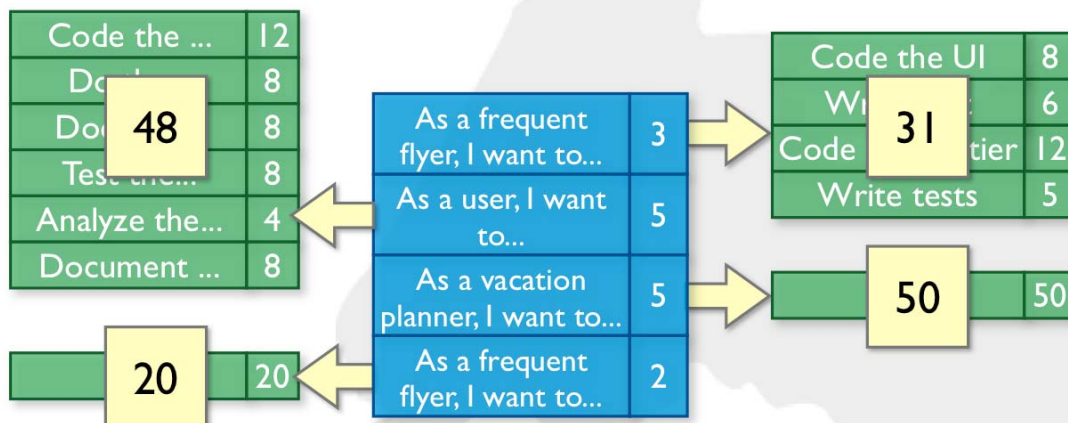
- Estimating available hours

Person	Hours per Day	Hours per Iteration
Sergey	4-6	40-60
Yuri	5-7	50-70
Carina	2-3	20-30
Total		110-160



An example

At 110-160 available hours per iteration, what is the team's velocity?

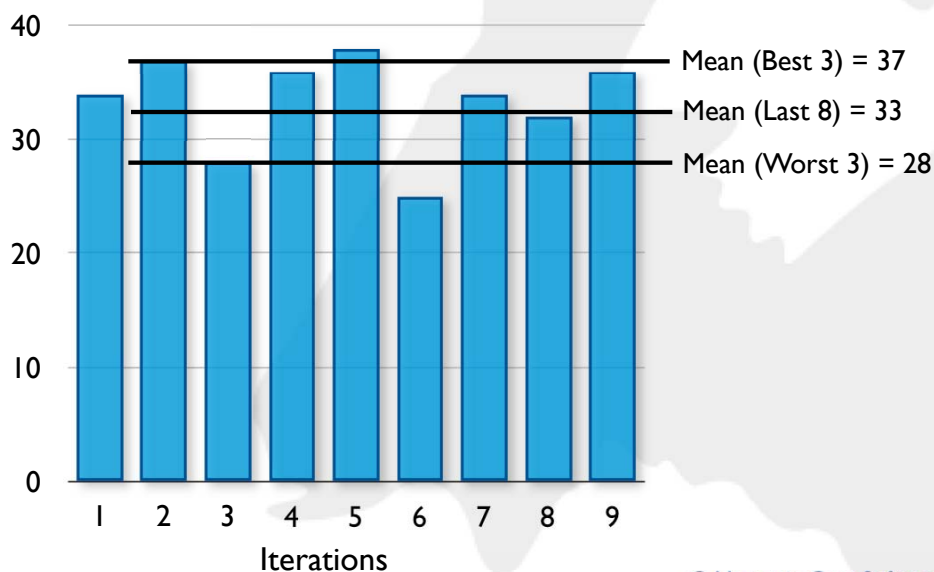


Updating the release plan

- Revisit the release plan at the end of every iteration
- Update it based on:
 - Current understanding of velocity
 - Current prioritization of the product backlog
- This should be a very short and sweet process




Use actual velocities once they're available



Extrapolate from velocity

Assume:
There are five
iterations left.



← At our slowest velocity we'll finish here (5×28)

← At our long-term average we'll finish here (5×33)

← At our best velocity we'll finish here (5×37)



© Mountain Goat Software, LLC

55

Upcoming public classes

Date	What	Where
Oct 13	Effective User Stories for Agile Requirements	San Jose
Oct 14–15	Certified ScrumMaster	San Jose
Oct 16	Agile Estimating and Planning	San Jose



Other classes in London and Oslo.

Register at
www.mountaingoatsoftware.com



© 2003–2008 Mountain Goat Software®

56



Mike Cohn
mike@mountaingoatsoftware.com
www.mountaingoatsoftware.com
(720) 890-6110 (office)
(303) 810-2190 (mobile)



© 2003–2008 Mountain Goat Software®